



# SEA & LAND ELECTRONIC CORP.

[www.sealand-pptc.com](http://www.sealand-pptc.com)

## APPROVAL SHEET

MODEL NO.: nSMD150-13.2V

CUSTOMER:

CUSTOMER'S APPROVAL:

AUTHORIZED SIGNATURE/STAMP:

DATE

MANUFACTURER:

HEAD OFFICE:

13F.,No.120-10,Sec.3,Zhongshan Rd.,Zhonghe Dist.,New Taipei City 23544,Taiwan  
Tel: 886-2-8221-2567  
Fax:882-2-2225-7268  
E-mail:service@chipfast.com.tw

Submitted by: Jay Chen  
Approved by: YC Lin  
DATE: 2014/12/25

SEA & LAND ELECTRONIC CORP.



## nSMD150-13.2V

### Features

- Surface Mount Devices
- Lead free device
- Size 3.2\*1.6 mm/0.12\*0.06 inch
- Surface Mount packaging for automated assembly

### Applications

- Almost anywhere there is a low voltage power supply, up to 60V and a load to be protected, including:
- Computer mother board, Modern. USB hub
  - PDAs & Charger, Analog & digital line card
  - Digital cameras, Disk drivers, CD-ROMs,

### Performance Specification

Model	Marking	V <sub>max</sub> (Vdc)	I <sub>max</sub> (A)	I <sub>hold</sub> @25°C (A)	I <sub>trip</sub> @25°C (A)	P <sub>d</sub> Max. (W)	Maximum Time To Trip		Resistance		Agency Approval	
							Current (A)	Time (Sec)	R <sub>i_min</sub> (Ω)	R <sub>1max</sub> (Ω)	UL	TUV
nSMD150-13.2V	α I	13.2	100	1.50	3.00	0.8	8.00	1.00	0.040	0.130		

**I<sub>hold</sub>** = Hold Current. Maximum current device will not trip in 25°C still air.

**I<sub>trip</sub>** = Trip Current. Minimum current at which the device will always trip in 25°C still air.

**V<sub>max</sub>** = Maximum operating voltage device can withstand without damage at rated current (I<sub>max</sub>).

**I<sub>max</sub>** = Maximum fault current device can withstand without damage at rated voltage (V<sub>max</sub>).

**P<sub>d</sub>** = Power dissipation when device is in the tripped state in 25°C still air environment at rated voltage.

**R<sub>i\_min</sub>/max** = Minimum/Maximum device resistance prior to tripping at 25°C.

**R<sub>1\_max</sub>** = Maximum device resistance is measured one hour post reflow.

**CAUTION** : Operation beyond the specified ratings may result in damage and possible arcing and flame.

### Environmental Specifications

Test	Conditions	Resistance change
Passive aging	+85°C, 1000 hrs.	±5% typical
Humidity aging	+85°C, 85% R.H., 168 hours	±5% typical
Thermal shock	+85°C to -40°C, 20 times	±33% typical
Resistance to solvent	MIL-STD-202, Method 215	No change
Vibration	MIL-STD-202, Method 201	No change
Ambient operating conditions : - 40 °C to 85 °C		
Maximum surface temperature of the device in the tripped state is 125 °C		

Agency Approvals :

UL pending

Regulation/Standard:



2002/95/EC

EN14582

### I<sub>hold</sub> Versus Temperature

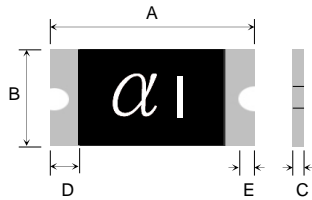
Model	Maximum ambient operating temperature (T <sub>mao</sub> ) vs. hold current (I <sub>hold</sub> )								
	-40°C	-20°C	0°C	25°C	40°C	50°C	60°C	70°C	85°C
nSMD150-13.2V	2.18	1.94	1.72	1.50	1.28	1.17	1.06	0.96	0.77

# nSMD150-13.2V

## Construction And Dimension (Unit:mm)

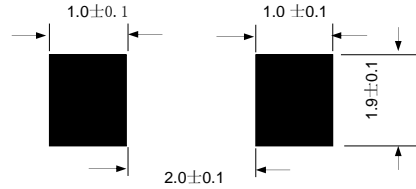
Model	A		B		C		D		E
	Min.	Max.	Min.	Max.	Min.	Max.	Min.	Max.	Min.
nSMD150-13.2V	3.00	3.50	1.50	1.80	0.50	1.20	0.15		0.10

### Dimensions & Marking



α = Trademark  
I = Part identification

### Recommended Pad Layout (mm)



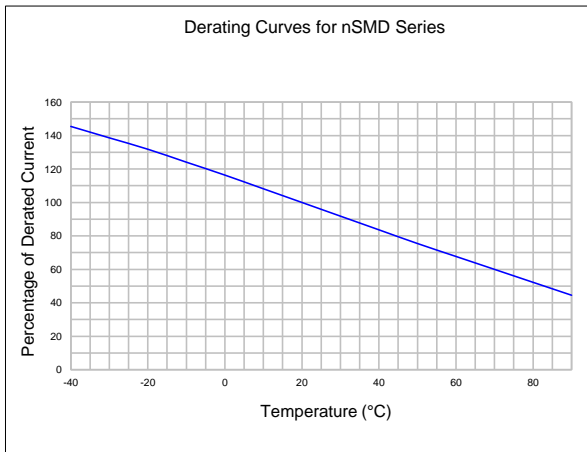
### Termination Pad Characteristics

Terminal pad materials : Tin-plated Nickel-Copper  
Terminal pad solderability : Meets EIA specification RS186-9E and ANSI/J-STD-002 Category 3.

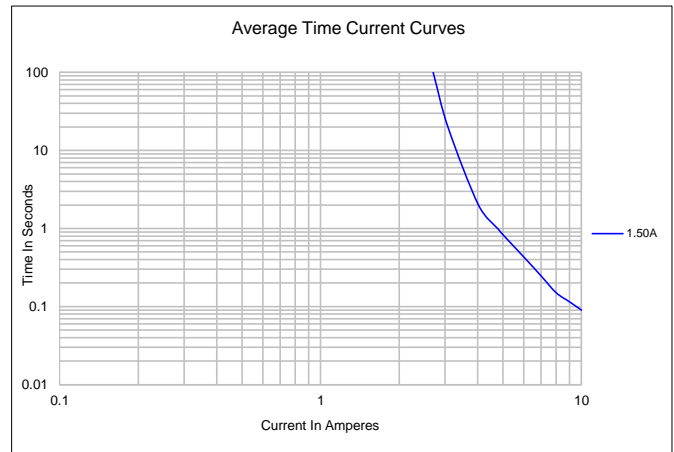
### Rework

Use standard industry practices, the removal device must be replaced with a fresh one.

### Thermal Derating Curve



### Typical Time-To-Trip At 25°C

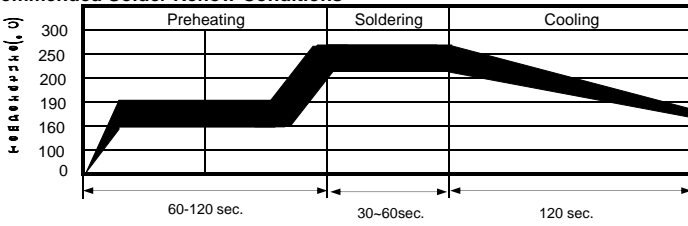


## WARNING:

- Use PPTC beyond the maximum ratings or improper use may result in device damage and possible electrical arcing and flame.
- PPTC are intended for protection against occasional over current or over temperature fault conditions and should not be used when repeated fault conditions or prolonged trip events are anticipated.
- Device performance can be impacted negatively if devices are handled in a manner inconsistent with recommended electronic, thermal, and mechanical procedures for electronic components.
- Use PPTC with a large inductance in circuit will generate a circuit voltage (L di/dt) above the rated voltage of the PPTC.
- Avoid impact PPTC device its thermal expansion like placed under pressure or installed in limited space.
- Contamination of the PPTC material with certain silicon based oils or some aggressive solvents can adversely impact the performance of the devices. PPTC SMD can be cleaned by standard methods.
- Requests that customers comply with our recommended solder pad layouts and recommended reflow profile. Improper board layouts or reflow profile could negatively impact solderability performance of our devices.

# nSMD150-13.2V

## Recommended Solder Reflow Conditions

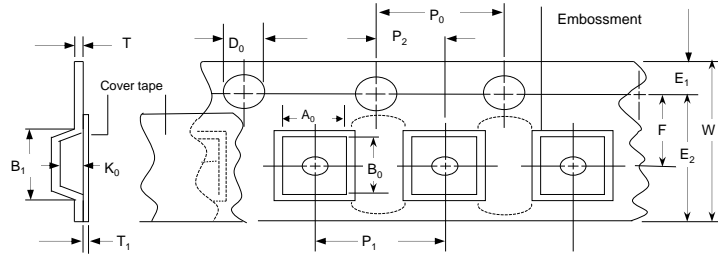


- Recommended reflow methods : IR, vapor phase oven, hot air oven.
  - Devices are not designed to be wave soldered to the bottom side of the board.
  - Recommended maximum paste thickness is 0.25 mm (0.010 inch).
  - Devices can be cleaned using standard method and solvents.
- Note : If reflow temperatures exceed the recommended profile, devices may not meet the performance requirements.

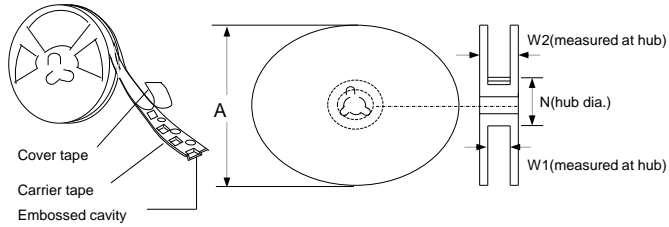
## Tape And Reel Specifications (mm)

Governing Specifications	EIA 481-1
W	8.15 ± 0.3
P0	4.0 ± 0.10
P1	4.0 ± 0.10
P2	2.0 ± 0.05
A0	1.95 ± 0.10
B0	3.45 ± 0.10
B1max.	4.35
D0	1.5 + 0.1, -0
F	3.5 ± 0.05
E1	1.75 ± 0.10
E2min.	6.25
Tmax.	0.6
T1max.	0.1
K0	1.04 ± 0.1
Leader min.	390
Trailer min.	160
<b>Reel Dimensions</b>	
A max.	178
N min.	60
W1	9 ± 0.5
W2	12.6 ± 0.5

## EIA Tape Component Dimensions



## EIA Reel Dimensions



## Storage And Handling

- Storage conditions : 40°C max, 70% R.H.
- Devices may not meet specified performance if storage conditions are exceeded.

## Order Information

nSMD	150	-13.2V	Packaging	Tape & Reel Quantity
Product name	Hold	Max		
Size 3216 mm / 1206 inch	Current	Voltage		3,500 pcs/reel
SMD : surface mount device	3.00A			

Tape & reel packaging per EIA481-1

## Labeling Information

**Sea & Land Electronic Corp.**

TECHFUSE

HF   Pb   RoHS

Model:  
Part no.:  
Spec.:  
Lot no.:  
Q'ty:

倉儲: 密封! 溫度: 18~33°C/濕度: 30~60% A